

Louisiana Senate Finance Committee



FY26 Executive Budget

01 – Executive Department 101 – Office of Indian Affairs

March 2025

*Senator Cameron Henry, President
Senator Glen Womack, Chairman*





FY26 Executive Budget

Schedule 01 — Executive Department Agencies

Executive Department

Management and
Regulatory Agencies
Supporting the
Executive Branch of
State Government

	Tab No.
Executive Department Overview	Overview
Executive Office	01-100 EXEC
Office of Indian Affairs	01-101 OIA
State Inspector General	01-102 SIG
Mental Health Advocacy Service	01-103 MHAS
Louisiana Tax Commission	01-106 LTC
Division of Administration	01-107 DOA
Coastal Protection and Restoration Authority	01-109 CPRA
Governor's Office of Homeland Security and Emergency Preparedness	01-111 GOHSEP
Military Affairs	01-112 MILI
Office of the State Public Defender	01-116 LPDB
La. Stadium and Exposition District	01-124 LSED
La. Commission on Law Enforcement	01-129 LCLE
Office of Elderly Affairs	01-133 OEA
La. State Racing Commission	01-254 LSRC
Office of Financial Institutions	01-255 OFI



01-101 Office of Indian Affairs

The Office of Indian Affairs “seeks to enhance the individual and collective communities of indigenous people in Louisiana by serving as a resource and referral agent for Louisiana Native Americans and tribes seeking assistance navigating local, state, and national policies.”

The agency awards scholarships to Native American students. The agency also previously served as a pass through to provide funding to various local entities in Avoyelles Parish for infrastructure



A specialized license plate for Native Americans is available through the Office of Motor Vehicles.

Federally Recognized Tribes

Chitimacha Tribe of Louisiana
Coushatta Tribe of Louisiana
Jena Band of Choctaw
Tunica-Biloxi Tribe of Louisiana

State Recognized Tribes

Adai Caddo Indians of Louisiana
Bayou Lafourche Band of BCCM*
Choctaw-Apache Tribe of Ebarb
Clifton Choctaw Tribe of Louisiana
Four Winds Cherokee
Grand Caillou/Dulac Band of BCCM*
Isle de Jean Charles Band of BCCM*
Louisiana Band of Choctaw
Natchitoches Tribe of Louisiana
Point au Chien Tribe
United Houma Nation

Source: Office of Indian Affairs

*Denotes the Biloxi Chitimacha Confederation of Muskogees

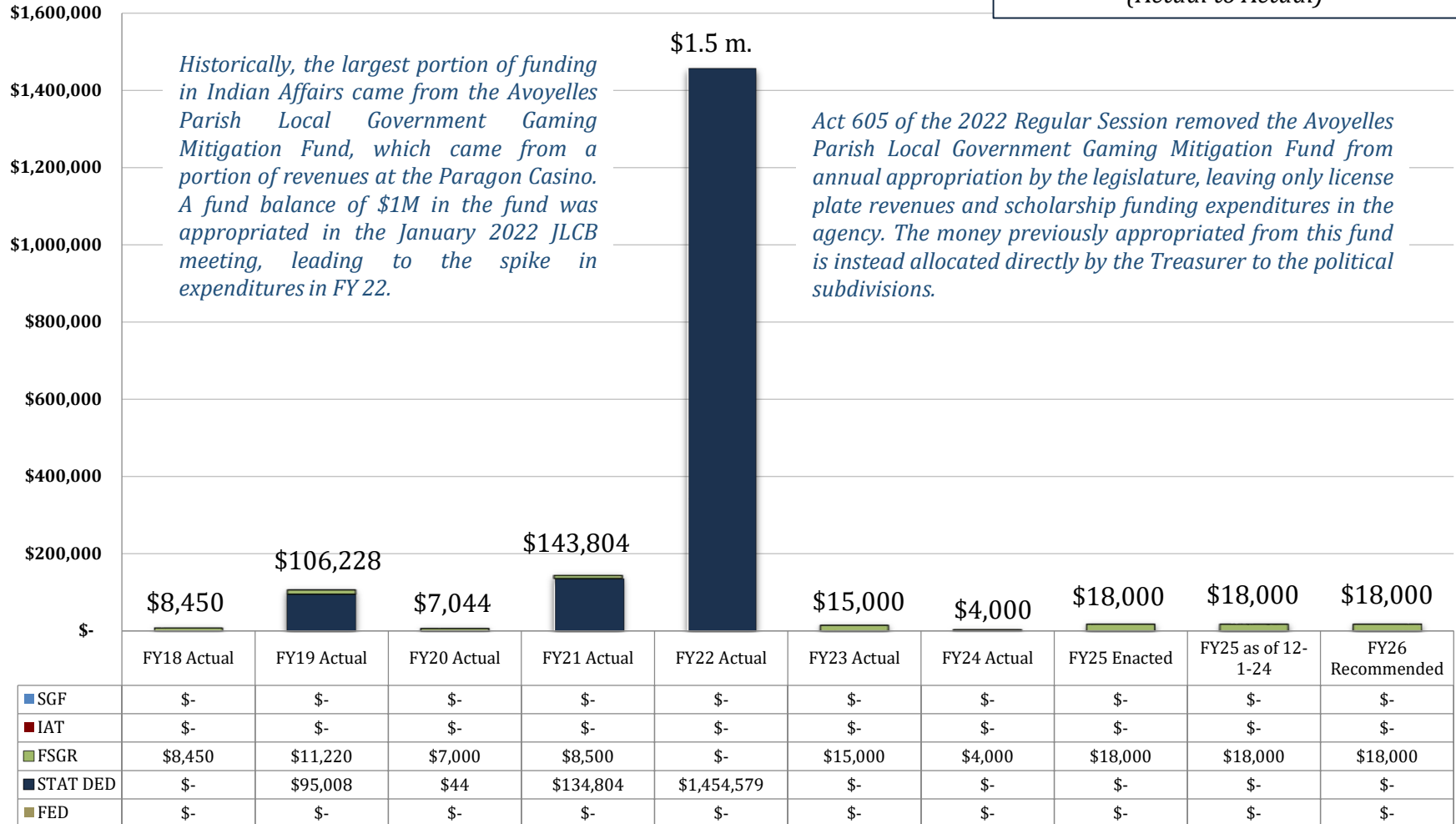


01-101 Indian Affairs

Changes in Funding since FY18

Total Budget by Fiscal Year and Means of Finance

Change from FY18 to FY26 is 113%.
(Actual to Recommended)
 Change from FY18 to FY24 is -53%.
(Actual to Actual)



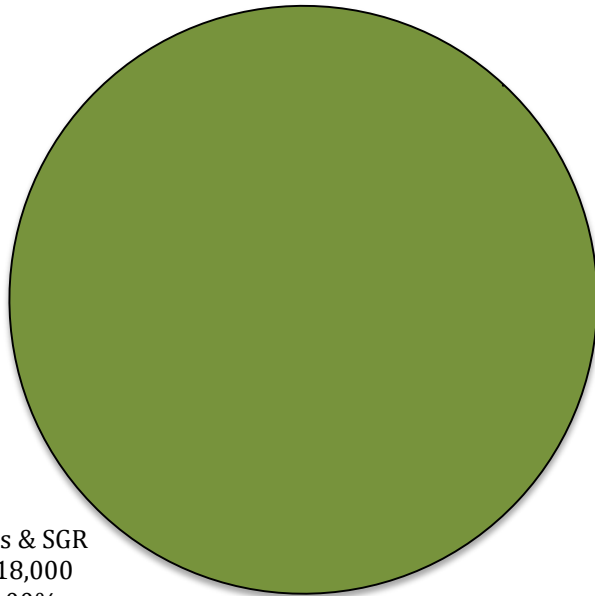


01-101 Indian Affairs

Agency Level Budget Overview

Total Funding	FY24 Actual	FY25 Enacted	FY25 EOB as of 12-1-24	FY26 Recommended	Difference FY25 EOB to FY26 Recommended
OIA	\$ 4,000	\$ 18,000	\$ 18,000	\$ 18,000	\$ -
T.O. Positions	1	1	1	1	-
O.C Positions	-	-	-	-	-

FY26 Recommended Total Means of Finance



Fees & SGR
\$18,000
100%

The Office of Indian Affairs assists Louisiana Native Americans in receiving education and developing a mutual relationship between the state and the tribes. The agency awards scholarships to Native American students.

FY26 Source of Funding:

Fees and self-generated revenues originate from the sale of the Louisiana Native American prestige license plate (R.S. 47:463.78). The fees collected are utilized for scholarships. The license plate fee charge is \$25 per license plate.



Categorical Expenditures

Examples of Categories

Departments expend funding in the five major categories listed below.

Personal Services

- Salaries – Regular, overtime, and termination pay for Classified and Unclassified personnel.
- Other Compensation – Wages, student labor, compensation for board members and/or board of trustees, evening instruction, university instructors, etc.
- Related Benefits – Retirement contributions, post-retirement contributions/benefits, FICA tax, Medicare tax, group insurance contributions, compensated absences, other related benefits, taxable fringe benefits, etc.

Total Operating Expenses

- Travel – In-state and Out-of-state, including meal reimbursement.
- Operating Services – Advertising, printing, insurance, maintenance, rentals, data processing, internet costs, dues and subscriptions, mail delivery, telephones, data lines, vehicle tracking and telematics, utilities, depreciation, amortization, banking services, credit card fees, etc.
- Supplies – office supplies and equipment, computers, clothing and uniforms, medical, pharmaceutical, food, automotive, repair and maintenance, software, etc.

Professional Services – Accounting, auditing, management consulting, engineering, architectural, legal, medical and dental, veterinary, information technology, etc.

Total Other Charges

- Other Charges – Aid to school boards, local government, etc.; public assistance; miscellaneous charges; judgments, fines, and penalties; interest on judgments; punitive/compensatory damages; OC personal services, operating expenses, professional services; contract attorney expenses; recoupments; furlough; contractual services; interest expense; claim payments; commercial group insurance; reinsurance; loans issued; disbursements; etc.
- Debt Service – Principal, interest, related charges, reserve requirement, amortization, and bond premiums.
- Interagency Transfer Line-Item Expenditure – Any expenses paid for with Interagency Transfers – from commodities and services to equipment.

Acquisitions and Major Repairs

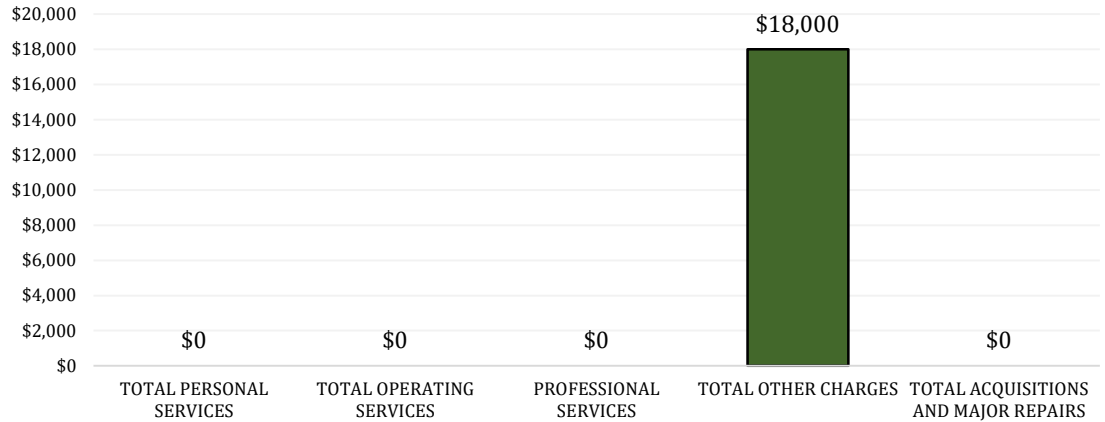
- Acquisitions – Land; buildings; automobiles; aircraft; accessories; equipment; software; hardware; farm and heavy equipment; boats; capital outlay expenditures; construction; etc.
- Major Repairs – Land improvement; buildings; automotive; grounds; boats; aircraft; movable equipment; farm equipment; medical; office; library; education; recreation; communication; other equipment; pollution remediation; etc.



01-101 Office of Indian Affairs Categorical Expenditures at FY26 Recommended

For FY26 Recommended, the entire budget is allocated to Other Charges. This funding is associated with the American Indian Scholarship Fund, which provides \$1,000 scholarships to qualifying collegiate students belonging to a state-recognized Louisiana tribe.

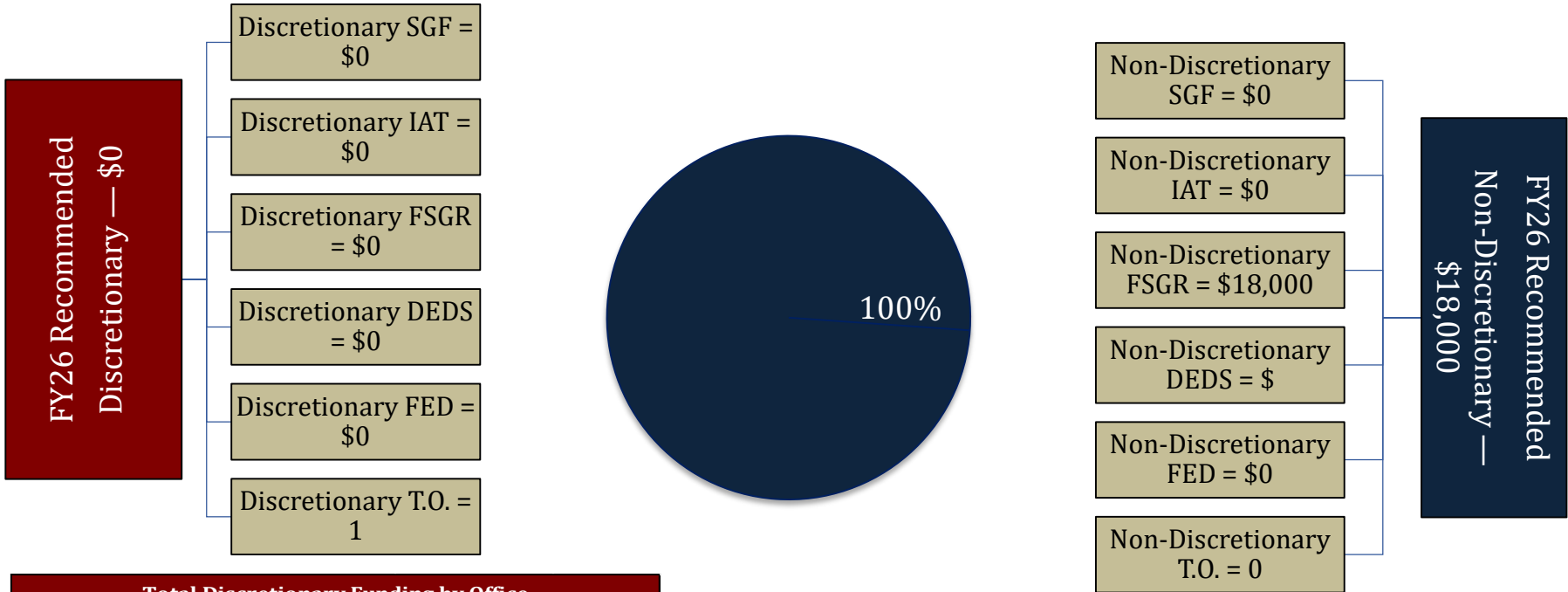
FY26 Recommended Expenditures



Categorical Expenditures	FY24 Actual	FY25 Enacted	FY25 EOB as of 12/01/24	FY26 Recommended	Difference FY25 EOB vs. FY26 REC
Salaries	\$0	\$0	\$0	\$0	\$0
Other Compensation	\$0	\$0	\$0	\$0	\$0
Related Benefits	\$0	\$0	\$0	\$0	\$0
TOTAL PERSONAL SERVICES	\$0	\$0	\$0	\$0	\$0
Travel	\$0	\$0	\$0	\$0	\$0
Operating Services	\$0	\$0	\$0	\$0	\$0
Supplies	\$0	\$0	\$0	\$0	\$0
TOTAL OPERATING EXPENSES	\$0	\$0	\$0	\$0	\$0
PROFESSIONAL SERVICES	\$0	\$0	\$0	\$0	\$0
Other Charges	\$4,000	\$18,000	\$18,000	\$18,000	\$0
Debt Service	\$0	\$0	\$0	\$0	\$0
Interagency Transfers	\$0	\$0	\$0	\$0	\$0
TOTAL OTHER CHARGES	\$4,000	\$18,000	\$18,000	\$18,000	\$0
Acquisitions	\$0	\$0	\$0	\$0	\$0
Major Repairs	\$0	\$0	\$0	\$0	\$0
TOTAL ACQ. & MAJOR REPAIRS	\$0	\$0	\$0	\$0	\$0
TOTAL EXPENDITURES	\$4,000	\$18,000	\$18,000	\$18,000	\$0



01-101 Office of Indian Affairs FY26 Discretionary/Non-Discretionary Comparison



Total Discretionary Funding by Office		
Executive Office	\$20,202,700	0.42%
Office of Indian Affairs	\$0	0.00%
Office of Inspector General	\$1,896,717	0.04%
Mental Health Advocacy Service	\$0	0.00%
LA Tax Commission	\$4,513,598	0.09%
Division of Administration	\$1,525,940,875	31.83%
Coastal Protection and Restoration Authority	\$200,940,516	4.19%
GOHSEP	\$2,630,341,107	54.86%
Department of Military Affairs	\$118,484,655	2.47%
Louisiana Public Defender Board	\$48,406,641	1.01%
Louisiana Stadium and Exposition District	\$95,266,309	1.99%
Louisiana Commission on Law Enforcement	\$48,066,304	1.00%
Governor's Office of Elderly Affairs	\$69,737,153	1.45%
Louisiana State Racing Commission	\$18,365,839	0.38%
Office of Financial Institutions	\$12,431,249	0.26%
Total Discretionary	\$4,794,593,663	100.00%

Total Non-Discretionary Funding by Type		
Fees and self-generated revenues are derived from the sale of the Louisiana Native American prestige license plate (R.S. 47:463.78). The fees collected are utilized for scholarships. The license plate fee charge is \$25 per license plate.	\$ 18,000	100%
Total Non-Discretionary	\$ 18,000	100%



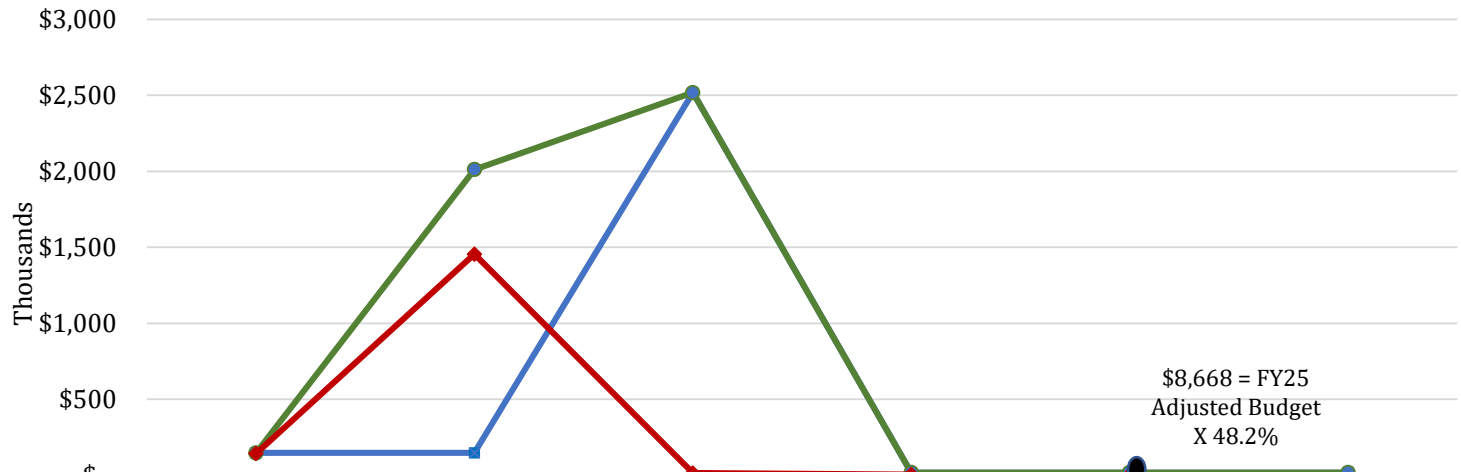
01-101 Office of Indian Affairs

Enacted & FYE Budget vs. Actual Expenditures FY21 to FY24

FYE Budget = "Fiscal Year End" Budget includes all in-house and regular BA-7s through June 30 of the fiscal year. For FY25, it is as of January.

FY25 Known Supplemental Needs:
\$0

FY24 General Fund Reversions:
\$0



	FY21	FY22	FY23	FY24	FY25 EOB	FY26 Recommended
Enacted Budget	\$146,962	\$146,962	\$2,518,000	\$18,000	\$18,000	\$18,000
FYE Budget	\$146,962	\$2,012,158	\$2,518,000	\$18,000	\$18,000	\$18,000
Actual Expenditures	\$143,304	\$1,454,579	\$15,000	\$4,000		
FY25 Expenditure Trend			\$-	\$-	\$-	

Monthly Budget Activity				
	FY25 Adjusted Budget	FY25 Aggregate Expenditures	Remaining Budget Authority	Percent Expended To Date
Jul-24	\$ 18,000	\$ -	\$ 18,000	0.0%
Aug-24	\$ 18,000	\$ -	\$ 18,000	0.0%
Sep-24	\$ 18,000	\$ -	\$ 18,000	0.0%
Oct-24	\$ 18,000	\$ -	\$ 18,000	0.0%
Nov-24	\$ 18,000	\$ -	\$ 18,000	0.0%
Dec-24	\$ 18,000	\$ -	\$ 18,000	0.0%
Jan-25	\$ 18,000	\$ -	\$ 18,000	0.0%

Monthly Budget Activity				
	FY25 Adjusted Budget	FY25 Aggregate Expenditures	Remaining Budget Authority	Percent Expended To Date
<i>(Trend based on average monthly expenditures to date)</i>				
Feb-25	\$ 18,000	\$ -	\$ 18,000	0.0%
Mar-25	\$ 18,000	\$ -	\$ 18,000	0.0%
Apr-25	\$ 18,000	\$ -	\$ 18,000	0.0%
May-25	\$ 18,000	\$ -	\$ 18,000	0.0%
Jun-25	\$ 18,000	\$ -	\$ 18,000	0.0%
<i>Historical Year End Average</i>				48.2%